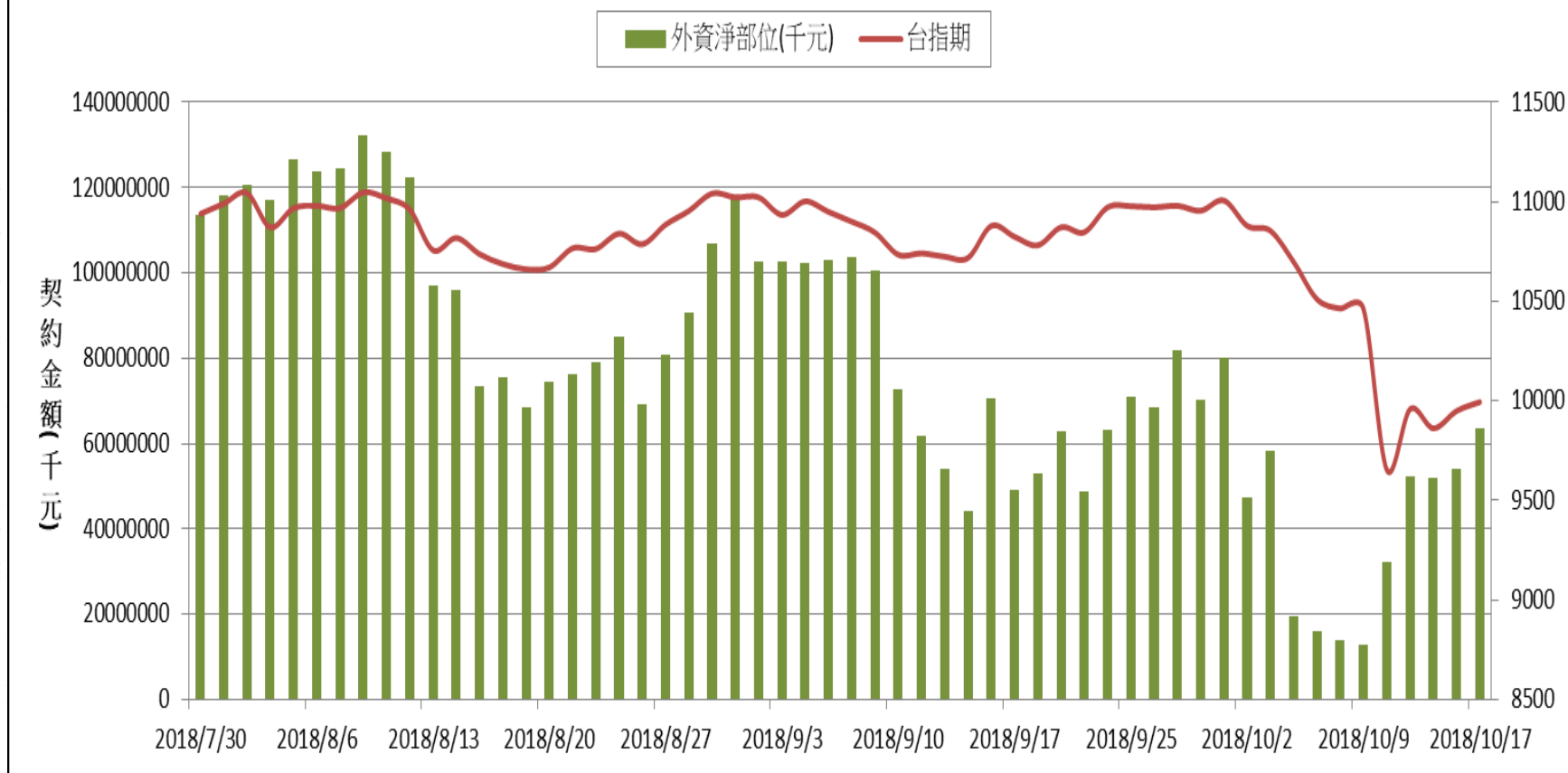
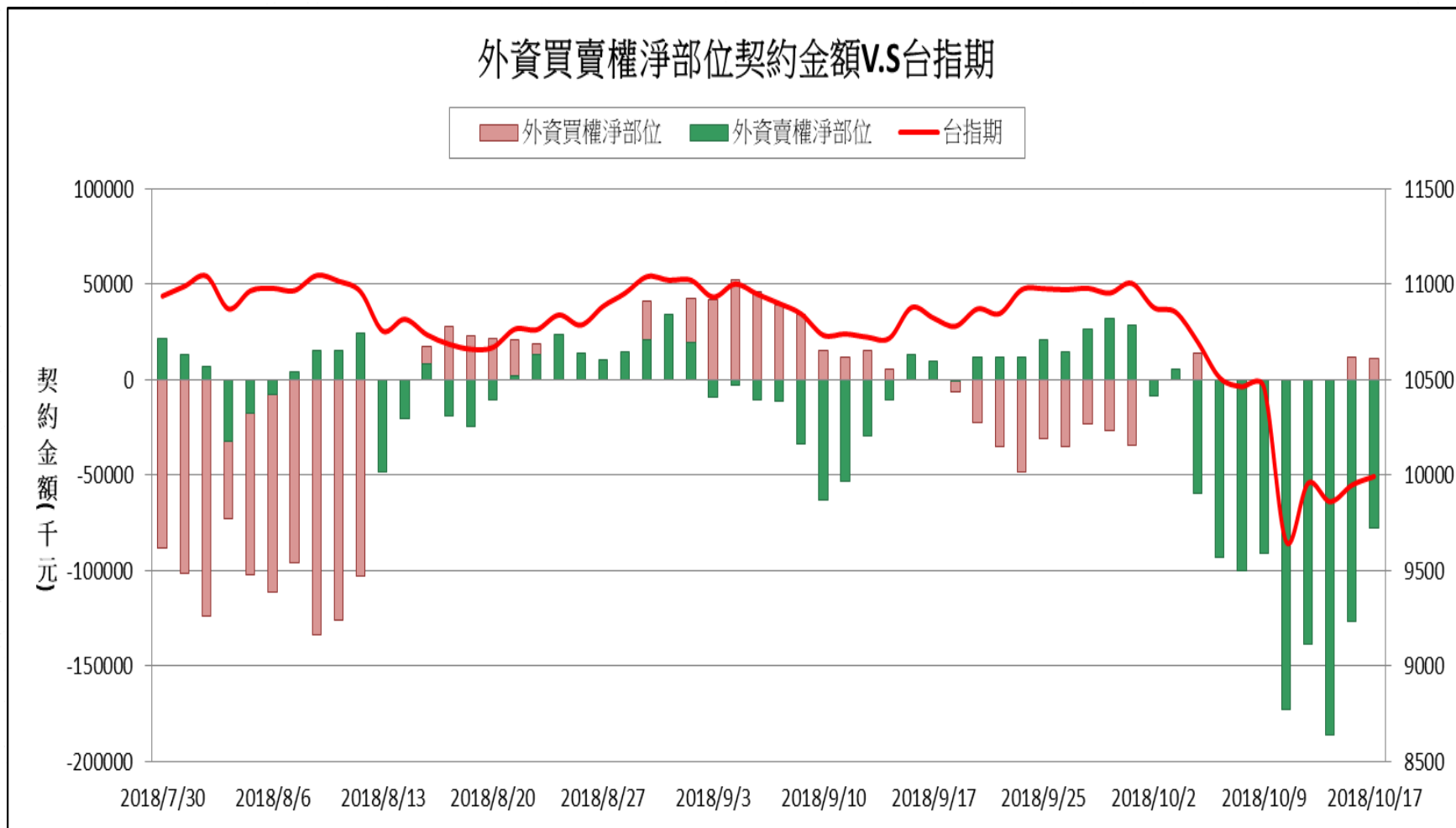
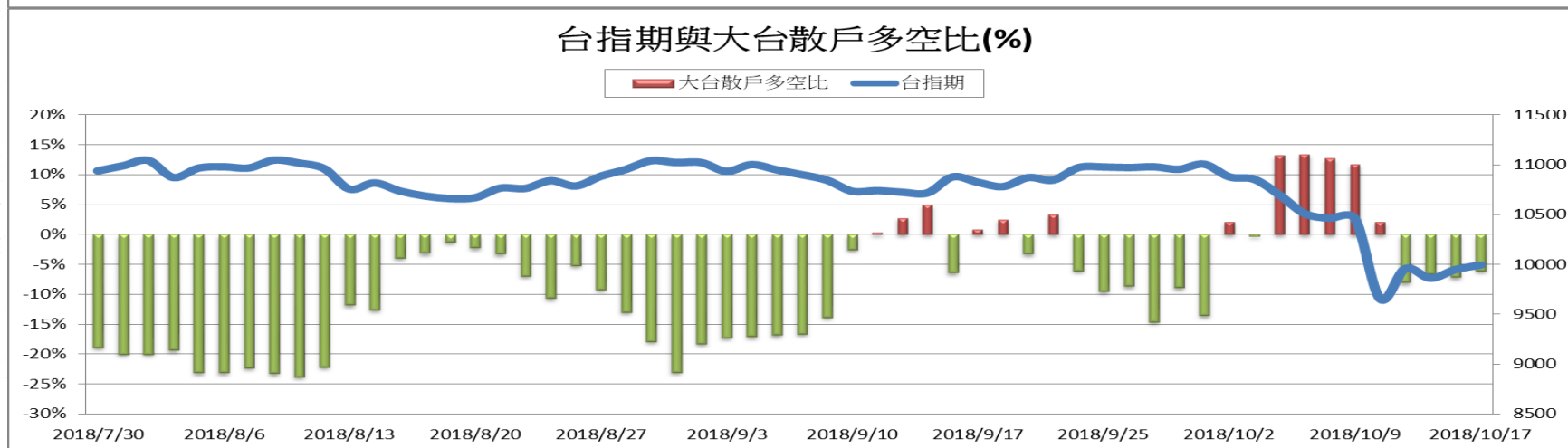
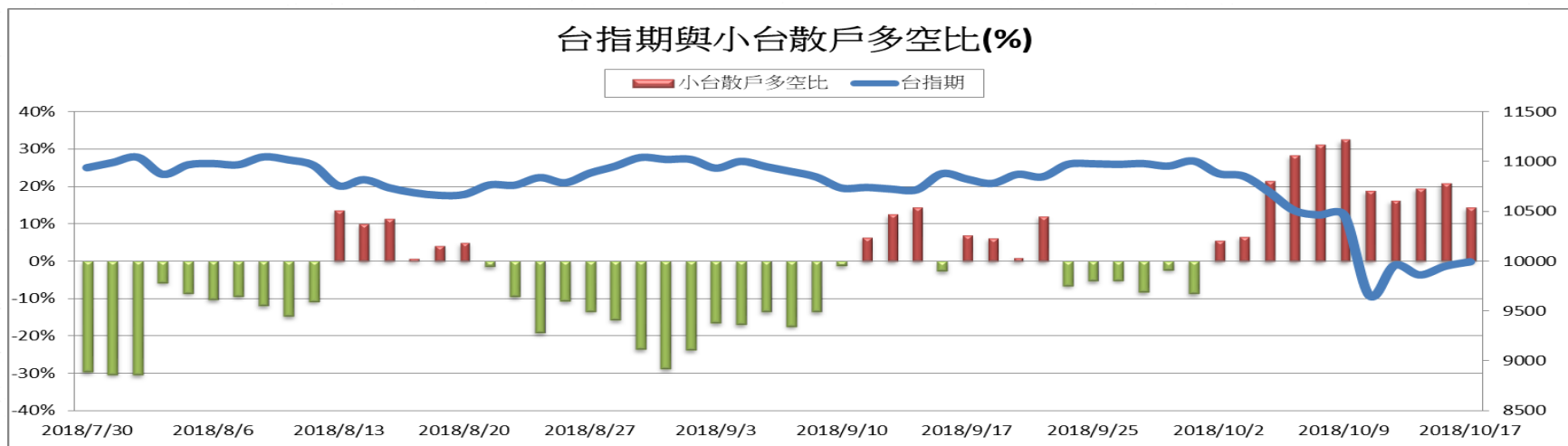


外資台指期與選擇權淨部位契約金額V.S台指期







買 權			201811	賣 權		
Vol	OI變化	OI	履約價	OI	OI變化	Vol
0	0	0	8300		5512(+602)	4803
0	0	0	8400		2415(+88)	336
1	(+1)	1	8500		2448(+84)	643
0	0	0	8600		1139(+139)	456
0	0	0	8700		1097(+284)	746
15	(-1)	168	8800		7353(+399)	1391
0	0	72	8900		1909(+532)	1087
2	0	78	9000		6346(+128)	2772
1	0	5	9100		2374(+19)	2394
0	0	12	9200		3893(+794)	2780
18	(+4)	39	9300		4131(+207)	3326
1	(+1)	42	9400		4506(+904)	3290
57	0	97	9500		4505(+869)	3121
166	(-11)	361	9600		4964(+1694)	4216
229	(+142)	495	9700		5431(+827)	4866
1048	(+413)	2247	9800		6533(+1470)	7283
1830	(+122)	3847	9900		5579(+1017)	5352
3509	(+321)	4385	10000		4352(+961)	3279
3487	(+523)	2835	10100		2043(+113)	1151
5211	(+385)	5334	10200		2060(-22)	595
6734	(+1937)	9707	10300		3610(-133)	428
6251	(+965)	8486	10400		1864(-28)	175
7983	(+1937)	10345	10500		5237(-12)	115
4408	(+931)	8080	10600		1612(+14)	382
4360	(-1081)	4620	10700		1357(-7)	192
4218	(+1144)	9651	10800		1645(-4)	44
1022	(+120)	4625	10900		288(-2)	11
3684	(+182)	4941	11000		184(-3)	11
969	(-556)	2017	11100		112 0	4
236	(+24)	2711	11200		61 0	0
284	(-13)	2531	11300		61 0	0
338	(-139)	2941	11400		66 0	0
170	(-78)	1845	11500		38 0	0
115	(-43)	2209	11600		0 0	0
76	(-61)	2452	11700		1 0	0
78	(+2)	1897	11800		4 0	0
119	(+116)	761	11900		3 0	0
887	(+658)	1571	12000		1 0	0
812	(+512)	803	12100		1 0	0
166	(+93)	405	12200		0 0	0
265	(+254)	500	12300		0 0	0
347	(+147)	242	12400		3 0	0
40	(+40)	61	12500		0 0	0
52	(+52)	63	12600		0 0	0
29	(+5)	31	12700		0 0	0
28	(+4)	191	12800		0 0	0